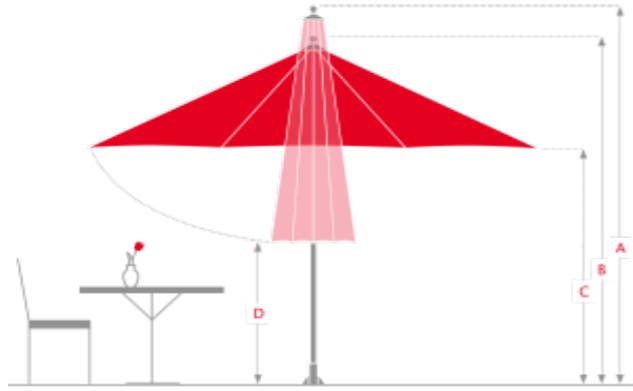







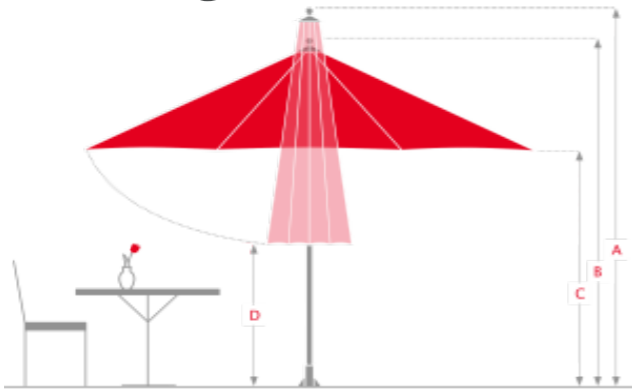
JUMBRELLA DATA AND WIND RATINGS

Square models



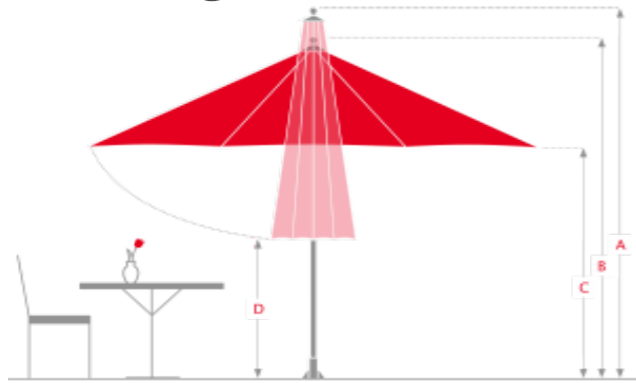
All measurements are approximate	 3,0 × 3,0 m 8 Spokes	 3,5 × 3,5 m 8 Spokes	 4,0 × 4,0 m 8 Spokes	 4,5 × 4,5 m 8 Spokes	 5,0 × 5,0 m 8 Spokes
Area in m ²	9	12	16	20	25
Parasol weight Without installation component & packaging, in kg	39	43	50	57	84
Transport weight incl. packaging, in kg	59	63	70	77	109
A Height closed* in cm	375	385	375	385	401
B Height opened* in cm	301	311	311	311	331
C Passage height* ** in cm	230	226	230	230	240
D Ground clearance* ** in cm	150	119	80	54	38
Max. permitted wind velocities fully opened parasol, km/h Permanent/Mobile	102/77	95/71	88/66	74/56	74/56







Rectangular models



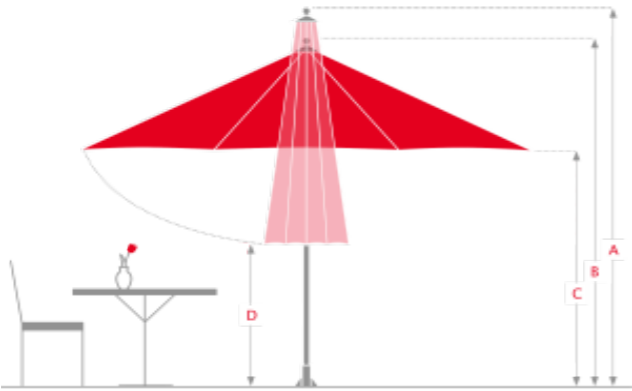
All measurements are approximate	 3,0 × 1,5 m 8 Spokes	 4,0 × 2,0 m 8 Spokes	 4,0 × 3,0 m 8 Spokes	 4,5 × 3,0 m 8 Spokes	 4,5 × 3,5 m 8 Spokes	 5,0 × 2,5 m 8 Spokes
Area in m ²	4,5	8	12	13.5	15.75	12.5
Parasol weight Without installation component & packaging, in kg	33	52	56	55	56	57
Transport weight incl. packaging, in kg	58	77	76	80	81	82
A Height closed* in cm	325	378	378	424	424	393
B Height opened* in cm	295	309	309	338	338	323
C Passage height* ** in cm	240	240	240	240	240	240
D Ground clearance* ** in cm	151	110	121	139	126	95
Max. permitted wind velocities fully opened parasol, km/h Permanent/Mobile	95/71	88/66	88/66	88/66	88/66	74/56









Rectangular models (CONT)



	 5,0 × 3,0 m 10 Spokes	 5,0 × 3,75 m 10 Spokes	 5,0 × 4,0 m 8 Spokes	 6,0 × 3,0 m 10 Spokes	 6,0 × 4,0 m 10 Spokes	 6,0 × 4,5 m 12 Spokes
Area in m ²	15	18.75	20	18	24	27
Parasol weight Without installation component & packaging, in kg	58	64	68	72	74	80
Transport weight incl. packaging, in kg	83	89	93	97	99	110
A Height closed* in cm	424	426	424	427	460	462
B Height opened* in cm	322	328	322	337	336	345
C Passage height* ** in cm	240	240	240	240	240	240
D Ground clearance* ** in cm	93	104	64	80	56	75
Max. permitted wind velocities fully opened parasol, km/h Permanent/Mobile	74/56	74/56	74/56	50/38	50/38	50/38

Round models



All measurements are approximate		 Ø 3,0 m 8 Spokes	 Ø 3,5 m 8 Spokes	 Ø 4,0 m 8 Spokes	 Ø 4,5 m 8 Spokes	 Ø 5,0 m 8 Spokes	 Ø 5,6 m 8 Spokes	 Ø 6,3 m 8 Spokes	 Ø 7,0 m 8 Spokes
Area in m ²		7	9,6	12	15	19	24	29	36
Parasol weight Without installation component & packaging, in kg		30	32	35	40	54	65	72	99
Transport weight incl. packaging, in kg		50	52	55	60	74	85	97	124
A Height closed* in cm		381	391	375	385	385	387	426	446
B Height opened* in cm		310	318	302	311	311	316	352	372
C Passage height* ** in cm		230	228	230	230	227	227	245	253
D Ground clearance* ** in cm		231	193	135	140	120	90	95	85
Max. permitted wind velocities fully opened parasol, km/h Permanent/Mobile		102/77	95/71	95/71	95/71	88/66	74/56	48/36	38/29